




**Platte-Clay
Electric Cooperative**
Meeting and exceeding our members' expectations

MAIN OFFICE:
PO Box 100, 1000 W. Highway 92
Kearney, MO 64060

DISTRICT OFFICE:
425 Main Street
Platte City, MO 64079

FOR SERVICE, PRODUCTS AND REPAIR:
816.628.3121

ONLINE:
www.pcec.coop

A Touchstone Energy® Cooperative 

THE
**Energy Solutions
for Life™** BROCHURE SERIES

Know what you can do. Do what you can.

LOOK FOR THE ENTIRE ENERGY INFORMATION SERIES:



©2006 The Resource Link, LLC



Although energy-efficient landscaping is not a substitute for tight construction, proper insulation, and energy-efficient windows—landscaping can make your home more comfortable while saving water, energy, and money! Gardening has never been this smart.

Energy-efficient landscaping:

- ☀️ Reduces annual **energy costs**. Proper planning of trees, shrubs and windbreaks can reduce fuel consumption.
- ☀️ Decreases **water** use. By taking a survey of your yard, checking out the makeup of your soil, and following industry standards, you can reduce watering needs.
- ☀️ Is good for the **environment**. An energy-efficient landscape makes better use of your natural surroundings and the local climate so less cutting, fertilizing, and pesticide use is needed.
- ☀️ Saves you **time** and **money**. Purchasing trees, grass, and shrubs suitable to your climate and soil type saves you money up-front. And your energy-efficient landscape will then continue to reward you by saving you time, because you'll have less day-to-day upkeep, such as watering and mowing.

Energy costs

Shade and sun all in one

- ☀️ A household's **energy consumption** for heating and cooling can be reduced by up to 25%, thanks to carefully positioned trees that block wind and sun, or let the sun shine in.¹
- ☀️ A **well-planned landscape** can reduce a home's summer air conditioning costs by 15–50%.¹ Air conditioners should not be placed in direct sunlight. Instead, install them on the north side of your home or in the shade of a tree or shrub to keep the unit cool, which will in turn use less electricity.
- ☀️ In addition to using trees as windbreaks, fences and geographical features located to the north, west, and east of a home can **cut fuel consumption** by an average of 40%.¹
- ☀️ Houses on open land will benefit from ever-green trees planted on the northeast side of the home. This simple step will **reduce drafts** in your home by blocking wind.
- ☀️ Planting large deciduous shade trees on the east, west, or south sides of your home will **shade the summer sun** and let the winter sun help heat your home. Check out www.arboday.org for the best type of tree for your zone.

Electricity

No need to howl at the moon

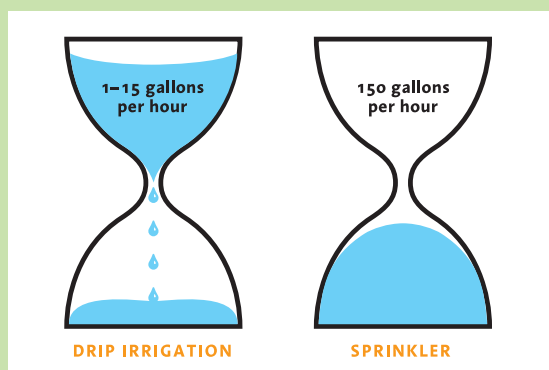
- ☀ Use motion sensors and timers on outdoor lighting to **prevent unnecessary use** of lights.
- ☀ Install solar-powered outdoor lights that absorb **solar energy** all day and emit light at night. New designs are continually coming out.
- ☀ Use timers to operate pool pumps, heaters, and filters at night. Some electric companies offer **financial incentives** to use electricity during off peak hours, typically at night (when electric demand is low). Check with your local electric company for details.
- ☀ Install **energy-efficient** compact fluorescent bulbs (CFLs) in outdoor fixtures. The CFLs cost less to operate and last ten times longer than traditional incandescent bulbs.

Water

Getting to the root of the matter

- ☀ 35% of all household water is used to maintain yards.²
- ☀ A benefit of **infrequent watering** is that grass roots go deeper into the soil, while weeds living in the top few inches of soil dry out and die.³
- ☀ **Indigenous (native) plants** and trees are acclimated to their local environment. Therefore they can survive with minimal watering and fertilizing.
- ☀ Water lawns and heavily mulched flower-beds early in the morning or late in the evening to **prevent evaporation**. Mulch helps plants retain water.

Water Use by the Hour⁴



Consider installing a drip irrigation system to water your gardens instead of the conventional hose and sprinkler system. Sprinklers typically emit an average of 2.5 gallons of water per minute, or about 150 gallons per hour (GPH). In contrast, a drip irrigation system emits as little as 1 GPH or as much as 15 GPH, depending on the system.

A slower drip allows slower absorption by plant roots, getting the water where it's needed (avoiding runoff).

- ☀ To reduce the need for mowing, watering, and fertilizing, cover more of your yard with **mulched beds or ground cover** such as ivy or rocks, and less of it with grass.
- ☀ Practice **xeriscape**,TM landscaping that incorporates seven principles of water conservation and environmental protection:⁵
 1. planning and designing for water efficiency
 2. creating practical turf areas
 3. selecting plants that require less water
 4. using soil amendments (e.g. compost)
 5. applying mulch
 6. irrigating efficiently
 7. maintaining the landscape properly


Environment

Making the dog days of summer cleaner & healthier

- ☀ According to the EPA nearly one fifth of all the municipal solid waste collected is **organic matter**, most of which could be composted onsite. While some municipalities compost some of this organic waste, much of it ends up in landfills.
- ☀ Start composting in your own backyard! **Recycle household organic waste** (e.g. vegetable peels, eggshells, coffee grounds), and grass clippings to use as fertilizer on your lawns and flowerbeds. This reduces landfill needs as well.
- ☀ To reduce pollutants, use fertilizers made with the **least amount of chemicals** and oils that you can find. Minimal fertilizer is needed for indigenous plants; they thrive on local soil nutrients and are used to your climate.
- ☀ **Overuse** of fertilizer can cause contamination of surface water and ground water.
- ☀ Mowers need gasoline or electricity to run. **Why not save energy** (not to mention YOUR energy) by planting buffalo grass or fescue, which only grow to a height of a few inches, and therefore don't need to be mowed as frequently.
- ☀ **Cut grass** to 3–4 inches in height to prevent it from burning.
- ☀ Shorter clippings **decompose faster** to add nitrogen and won't clump up.

Even an old dog can learn new lawn tricks

Learning new landscaping tricks is easy, and beneficial! In addition to **saving time** with less maintenance, you also save money by making fewer misguided purchases. **Energy savings** are realized each time you plant the right tree in the right spot, or replace an incandescent bulb with a CFL. Our environment benefits every time we landscape with regard for our natural surroundings and local climate. A major **benefit to us all** is that **water** is used efficiently each step of the way. Energy-efficient landscaping is one trick that we all can learn.



¹ U.S. Department of Energy, Office of Energy Efficiency and Renewable Energy

² Earth Communications Office (www.earthcomm.org)

³ <http://www.richsoil.com/lawn> 10.31.2003

⁴ <http://www.dripirrigation.com/cgi-bin> 01.02.2003

⁵ Xeriscape,™ Property of Denver Water