




**Platte-Clay
Electric Cooperative**
Meeting and exceeding our members' expectations

MAIN OFFICE:
PO Box 100, 1000 W. Highway 92
Kearney, MO 64060

DISTRICT OFFICE:
425 Main Street
Platte City, MO 64079

FOR SERVICE, PRODUCTS AND REPAIR:
816.628.3121

ONLINE:
www.pcec.coop

A Touchstone Energy® Cooperative 

THE
**Energy Solutions
for Life™** BROCHURE SERIES

Know what you can do. Do what you can.

LOOK FOR THE ENTIRE ENERGY INFORMATION SERIES:



©2006 The Resource Link, LLC

Saving Watts of Water

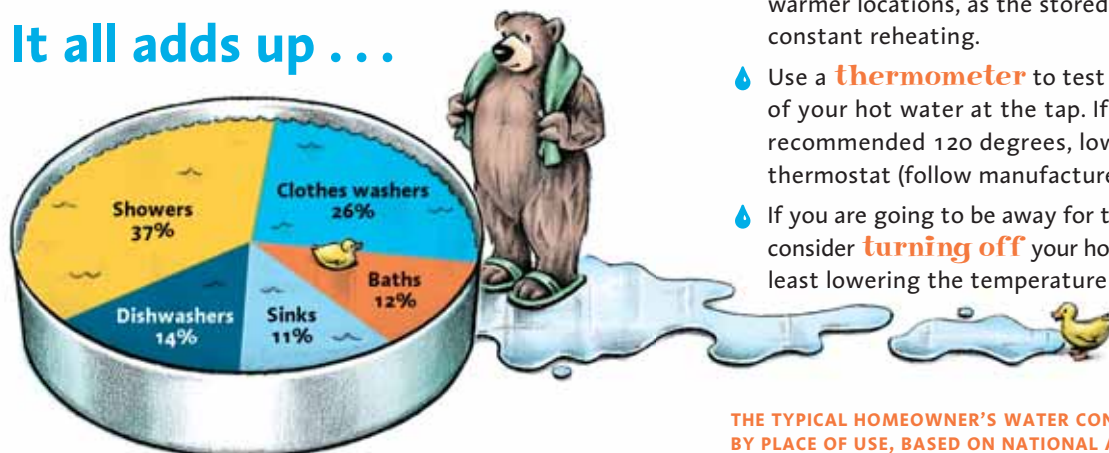


Water and energy are used every day in so many ways, that we often take for granted just how important they are.

Droplets of Information . . .

- Professional car washes use **less than half** the amount of water to wash a car than you would use to wash your car at home. In addition, some car washes recycle their used water. Ask before you pay!
- Approximately **one in five** people worldwide lack an adequate and safe supply of water for their daily needs.¹
- In **one week** a family of four, each showering for five minutes a day, uses 700 gallons of water. That's equivalent to a three-year supply of drinking water for one person!²
- Studies show that dripping faucets and leaking toilets account for as much as **10 gallons** per person of water lost each day.

It all adds up . . .



Don't be a drip for too long!

Count the drips coming out of your sink for one minute and see just how much water is being wasted.³

DROPS PER MINUTE	GALLONS PER DAY	GALLONS PER MONTH	GALLONS PER YEAR
30	4	130	1577
60	9	259	3154
90	13	389	4731

Water Heating

Feel like you're always in hot water?

It's no wonder! The third largest expense in your home, after space heating and cooling, is water heating. It typically accounts for about 14% of your utility expenses.²

Try the following with your **water heater**:

- If you are building a new home, locate your water heater as close to the kitchen and bath area as possible to minimize the distance to the tap. The water at the tap will come out warmer sooner, so **you'll save water**, and wait less time for it to run hot.
- Water heaters located in extremely cold basements or garages experience **greater heat loss**, and consume more energy than those in warmer locations, as the stored water requires constant reheating.
- Use a **thermometer** to test the temperature of your hot water at the tap. If it's over the recommended 120 degrees, lower your tank thermostat (follow manufacturer's instructions).
- If you are going to be away for three days or more, consider **turning off** your hot water heater or at least lowering the temperature while you're gone.

THE TYPICAL HOMEOWNER'S WATER CONSUMPTION BY PLACE OF USE, BASED ON NATIONAL AVERAGES.²


Water Heating (continued)

- Use **pipe wrap** to insulate as much of the hot water pipe as possible to avoid losing heat from the water before it reaches the tap.
- Wrap your tank with **fiberglass insulation** to keep an extra 30–40% of its heat from escaping through the walls. If your tank is relatively new, it already has insulation on the inside, so read manufacturer's warnings first.
- If your electric utility company offers time of use (or "peak") rate structures, you can **install a timer** to control when your water heater kicks on. You'll benefit from the lower rates.

Bigger isn't necessarily better!

- If you're buying a new hot water heater, use the following guidelines to buy the correct size. This will save you money by not heating more water than your family can use.


Water Heater Size Chart



Bathrooms

Water, Water Everywhere!

Believe it or not, there are simple ways to reduce the amount of water and energy you use in the bathroom without spending a lot of money or sacrificing your comfort and convenience.



How can you conserve?

- Control your **shower** time by using a simple shower timer, which will alert you when your five-minutes are up!
- Baths**, especially ones filled to the rim, use more water than showers. If you substitute just one shower for one bath per day, you could save almost 2,000 gallons of hot water in a year.
- Showerheads** over ten years old typically deliver between 4–5 gallons of water per minute. Since 1992, legislation has required manufacturers to produce only low-flow showerheads, which deliver 2.5 gallons per minute. These newer showerheads come with a variety of settings and features for your increased comfort and savings.
- Toilet** tank banks (plastic bags of water placed in the tank) can save up to 0.8 gallons every time you flush.
- There's an easy way to save water at the **sink** as you're shaving, washing your hands, and brushing your teeth. Installing **aerators** with flip switches on your sink **faucets** can cut your hot water consumption in half.² When switched on, aerators mix air into the water flow, which reduces the amount of water used while shaving or brushing your teeth but doesn't affect the hot/cold water mix.
- Many products are available at your local hardware store.



Kitchen & Appliances

A cup of this, a quart of that, and watts of water!

Think reducing water waste is a hassle? Follow this recipe for success:

- 💧 Use cold water when running your garbage disposal.
- 💧 When **washing dishes** by hand, fill the sink with soap and water, instead of running the tap constantly.
- 💧 Scrape dishes instead of rinsing them before placing in the dishwasher. Newer dishwashers are designed to handle dirtier dishes.
- 💧 Only run the **dishwasher** when it is full.
- 💧 Use the **“energy saver”** option on your dishwasher to dry the dishes naturally.

Today’s energy-efficient dishwashers use:

- 💧 Less water, thus lowering your electric bill, as a majority of a dishwasher’s total energy usage goes toward heating the water
- 💧 Sensors that determine the length of the wash cycle and temperature needed to clean each load
- 💧 Energy-efficient motors that save you money on your electricity bill

- 💧 Internal water heaters that boost the water temperature to the recommended 140 degrees (which means you don’t have to jack up the temperature of your water heater, allowing you to save money)

Cleaning Clothes

Coming clean while saving water ...

How can you reduce energy costs if about 90% of a **washing machine’s** total energy consumption is used to heat the water?

Reduce the amount of water used! Consider a high-efficiency washer that uses about 23 gallons of water per load, instead of the 41 gallons used by traditional machines.⁴ The higher cost of high-efficiency machines is paid off in **water and energy savings**.³ Regardless of the model you use, always remember to:

- 💧 Wash only when machine is full
- 💧 Use short cycles for lightly soiled loads
- 💧 Use cold water for washing and rinsing whenever possible



¹ World Health Organization, “Focus on Sanitation,” *Environmental Health Newsletter*, No. 27, October 1977

² U.S. Department of Energy (DOE)

³ Adapted from Waterwiser.org, by permission. Copyright ©1999 American Water Works Association

⁴ ENERGY STAR™ U.S. DOE/EPA